




The background of the entire image consists of concentric circles in two shades of blue, creating a ripple effect. A dashed blue line forms a rectangular border around the perimeter of the image.

**Brush**

**Box**




The background of the entire image consists of concentric circles in shades of light blue and white, creating a ripple effect. A dashed blue line forms a rectangular border around the perimeter of the image.

**Bottle**


**School  
bag**

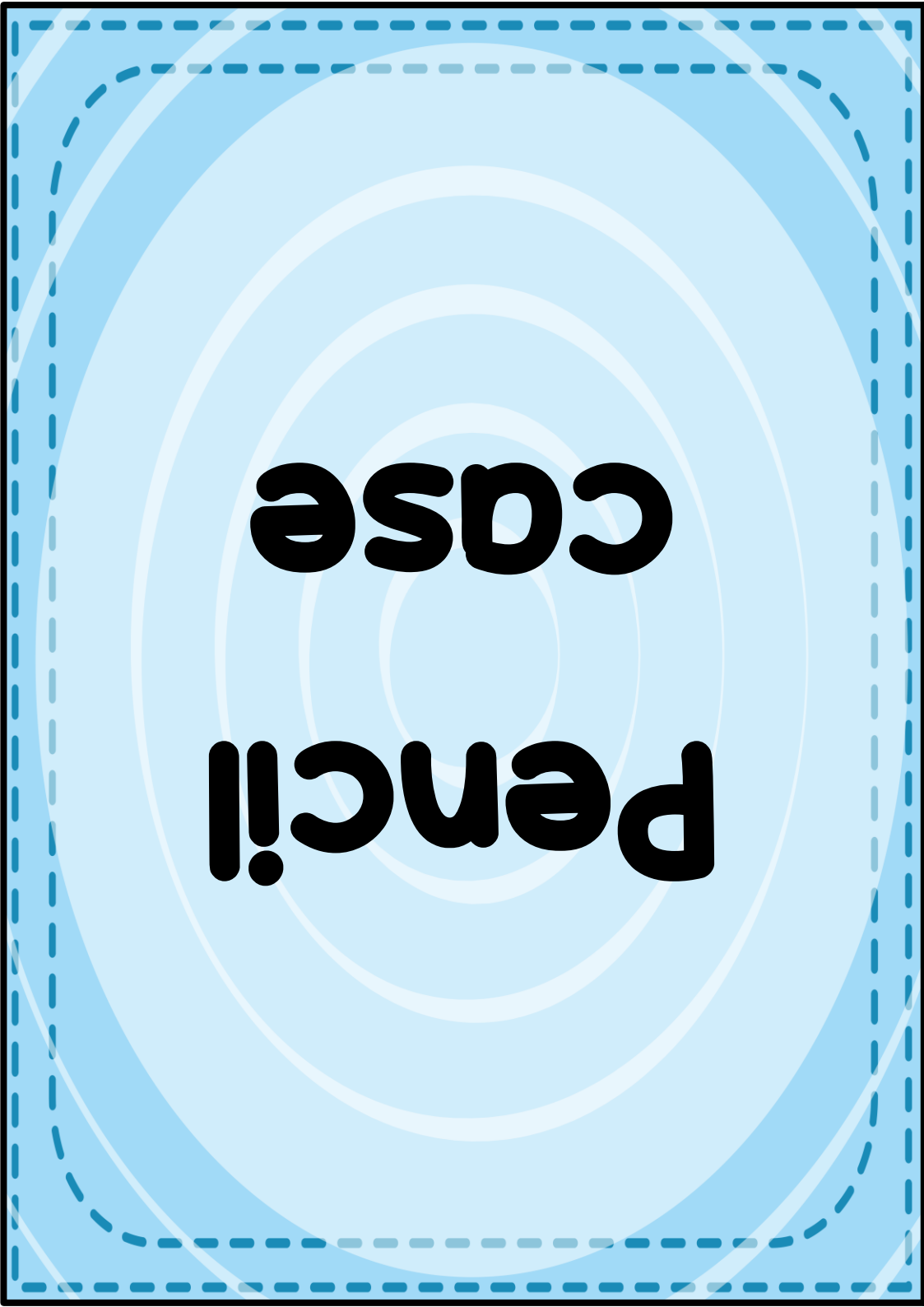


The background of the entire image consists of concentric circles in various shades of light blue, creating a ripple effect. A dashed blue line forms a rectangular border around the perimeter of the image.

**Book**

**Pencil**




The background of the left card features a series of concentric circles in light blue and white, creating a ripple effect. A dashed blue line forms a rectangular border around the perimeter of the card.

**Pencil**  
**case**

The background of the right card features a series of concentric circles in light blue and white, creating a ripple effect. A dashed blue line forms a rectangular border around the perimeter of the card.

**Crayon**






The background of the entire image consists of concentric circles in two shades of blue, centered on each of the two panels. A dashed blue line forms a rectangular border around the perimeter of each panel. The text is centered within the left panel.

**Glass**

**Paper**




The background of the right panel features a series of concentric circles in two shades of light blue, centered on the panel. A dashed blue line forms a rectangular border with rounded corners around the perimeter of the panel. The entire panel is enclosed within a solid black rectangular frame.

**Ruler**

The background of the left panel features a series of concentric circles in two shades of light blue, centered on the panel. A dashed blue line forms a rectangular border with rounded corners around the perimeter of the panel. The entire panel is enclosed within a solid black rectangular frame.

**Palette**

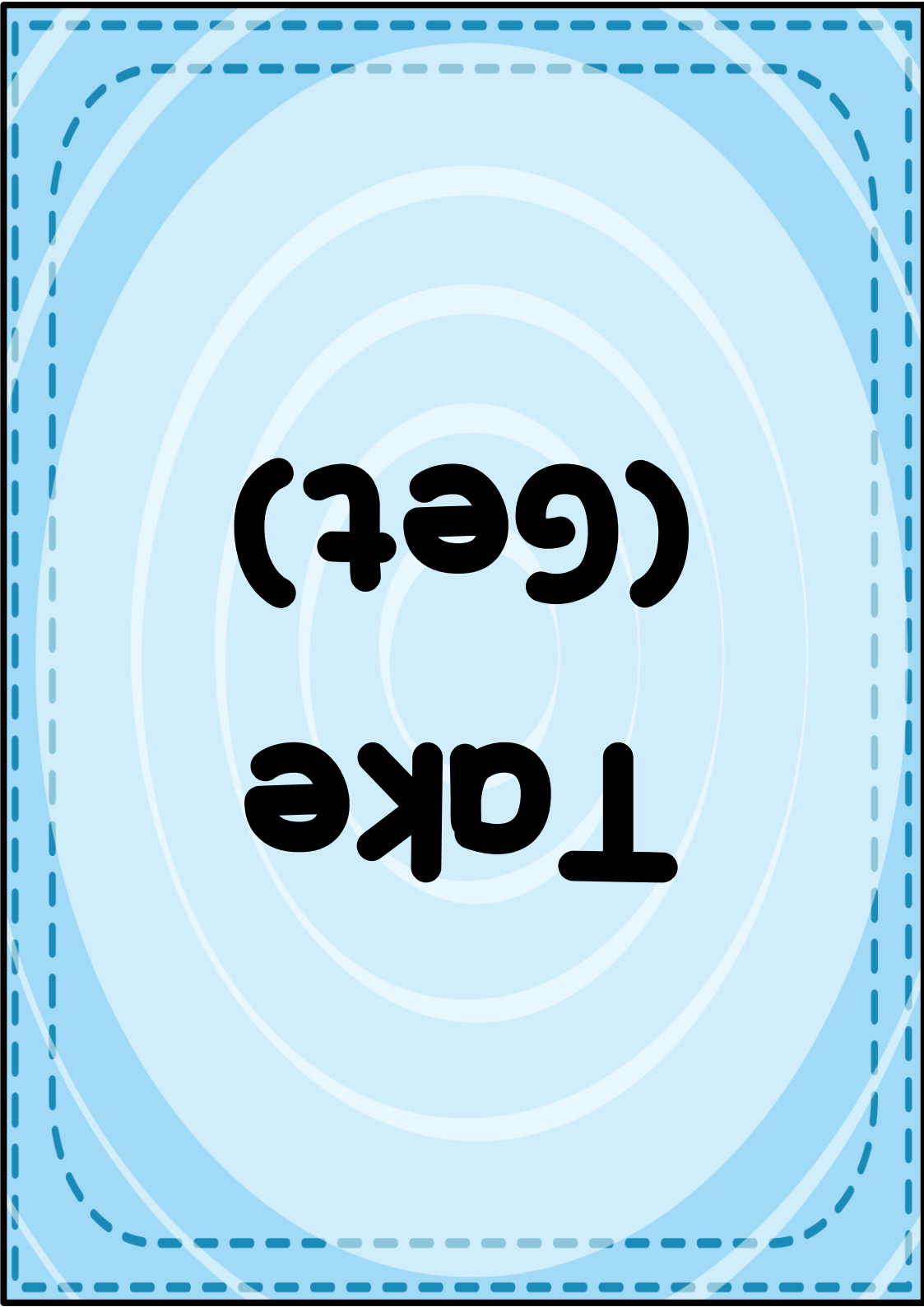


The image shows a game board for Rock, Paper, Scissors. It is divided into two equal halves by a vertical black line. Each half has a light blue background with concentric white circles. A dashed blue line forms a rounded square border in each half. The word "Scissors" is written in a bold, black, sans-serif font, rotated 90 degrees counter-clockwise, and centered within the left half.

**Scissors**

**Draw**



The background of the left panel features a series of concentric circles in two shades of blue, creating a ripple effect. A dashed blue line forms a rectangular border around the central text.

**Take  
(get)**

The background of the right panel is identical to the left, with concentric blue circles and a dashed blue border.

**Colour**






A square template with a dashed blue border. Inside, there are several concentric circles in alternating light blue and white colors. The word "Fold" is written in the center in a bold, black, sans-serif font, rotated 90 degrees counter-clockwise.

**Fold**

A square template with a dashed blue border. Inside, there are several concentric circles in alternating light blue and white colors. The word "Cut" is written in the center in a bold, black, sans-serif font, rotated 90 degrees counter-clockwise.

**Cut**



The background of the left card features a series of concentric circles in shades of light blue and white, creating a ripple effect. A dashed blue line forms a rectangular border around the perimeter of the card.

**Water  
flowers**


The background of the right card features a series of concentric circles in shades of light blue and white, creating a ripple effect. A dashed blue line forms a rectangular border around the perimeter of the card.

**Shake**



The background of the left card features a series of concentric circles in shades of light blue and white, creating a ripple effect. A dashed blue line forms a rectangular border around the perimeter of the card.

**Mix**

The background of the right card features a series of concentric circles in shades of light blue and white, creating a ripple effect. A dashed blue line forms a rectangular border around the perimeter of the card.

**Plant  
flowers**





The background of the left panel features a series of concentric circles in various shades of light blue, creating a ripple effect. A dashed blue line forms a rectangular border around the central text.

**Science**

The background of the right panel is identical to the left, with concentric light blue circles and a dashed blue rectangular border.


**Scientist**





**Ice**

**Put  
(place)**



The background of the entire image consists of concentric circles in various shades of blue, creating a ripple effect. A dashed blue line forms a rectangular border around the perimeter of the image.

**Pour**

**Melt**




The background of the left card features a series of concentric circles in shades of light blue and white, creating a ripple effect. A dashed blue line forms a rectangular border around the perimeter of the card.

**Measure**

The background of the right card features a series of concentric circles in shades of light blue and white, creating a ripple effect. A dashed blue line forms a rectangular border around the perimeter of the card.

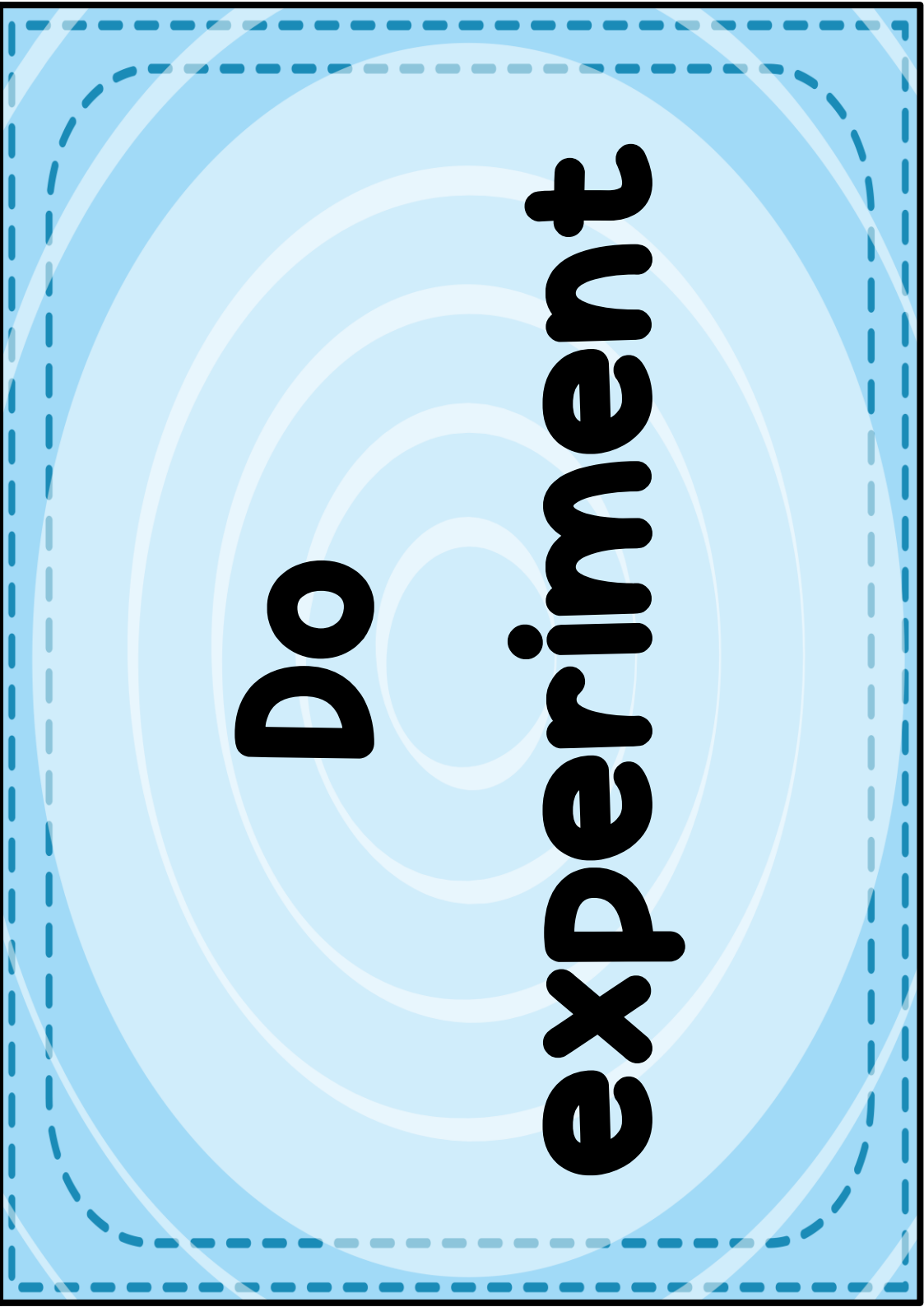
**Seed**






The background of the left card features a series of concentric circles in shades of light blue and white, creating a ripple effect. A dashed blue line forms a rectangular border around the perimeter of the card.

**Erasor**

The background of the right card features a series of concentric circles in shades of light blue and white, creating a ripple effect. A dashed blue line forms a rectangular border around the perimeter of the card.

**Do  
experiment**





The background of the entire image consists of concentric circles in two shades of blue, creating a ripple effect. A dashed blue line forms a rectangular border around the perimeter of the image.

**Give**

**Flower**





The background of the left panel features a series of concentric circles in two shades of blue, centered on the text. A dashed blue line forms a square border around the entire panel. The text is centered within these circles.

**ni!**

The background of the right panel features a series of concentric circles in two shades of blue, centered on the text. A dashed blue line forms a square border around the entire panel. The text is centered within these circles.

**no**





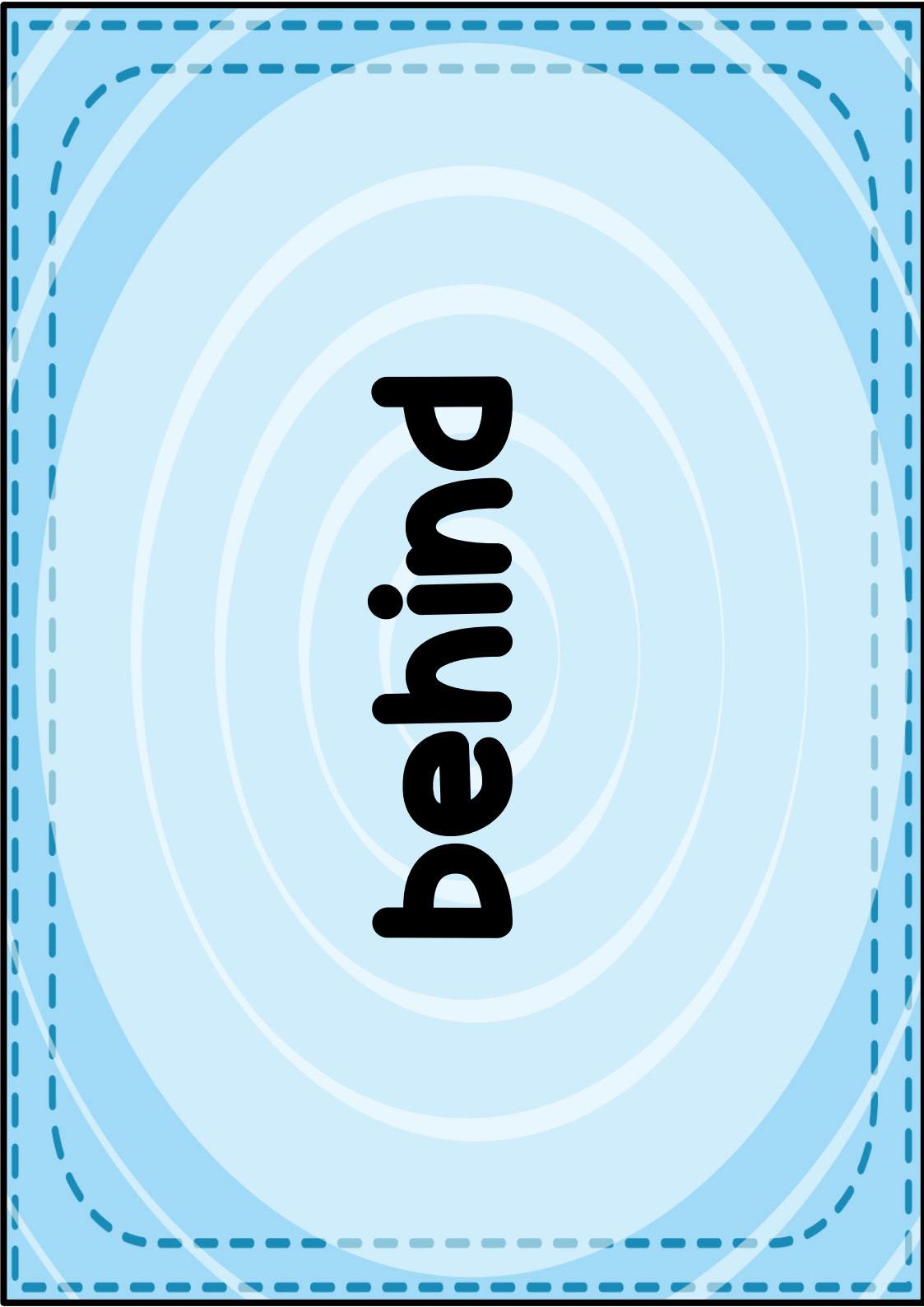
The background of the left card features a series of concentric circles in shades of light blue and white, creating a ripple effect. A dashed blue line forms a rectangular border around the perimeter of the card.

**under**

The background of the right card features a series of concentric circles in shades of light blue and white, creating a ripple effect. A dashed blue line forms a rectangular border around the perimeter of the card.

**in front of**



The background of the left card features a series of concentric circles in shades of light blue and white, creating a ripple effect. A dashed blue line forms a rectangular border around the perimeter of the card.

**behind**

The background of the right card features a series of concentric circles in shades of light blue and white, creating a ripple effect. A dashed blue line forms a rectangular border around the perimeter of the card.

**near**



